


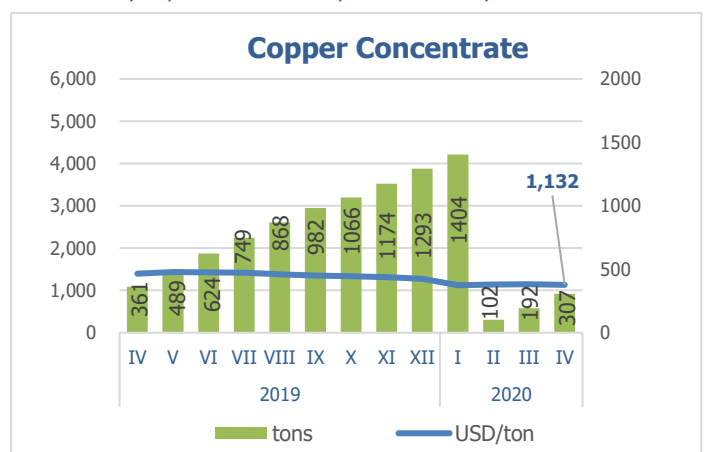
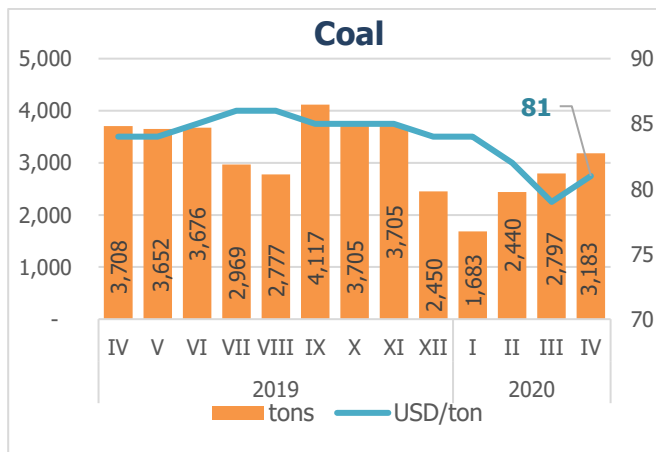
MAIN INDICATORS

Compared with March 2020



MAJOR EXPORT COMMODITY PRICES AND VOLUMES

Monthly export volumes and prices over the past 12 months.



Source: National statistical office of Mongolia

OTHER MONTHLY INDICATORS



ECONOMIC FORECASTS FOR MONGOLIA

GDP growth: in 2020: **+6.1%**
 Inflation: in 2020: **7.5%**
 Current account balance: in 2020: **-13%** according to a new Asian Development Bank (ADB) report (2020, April).

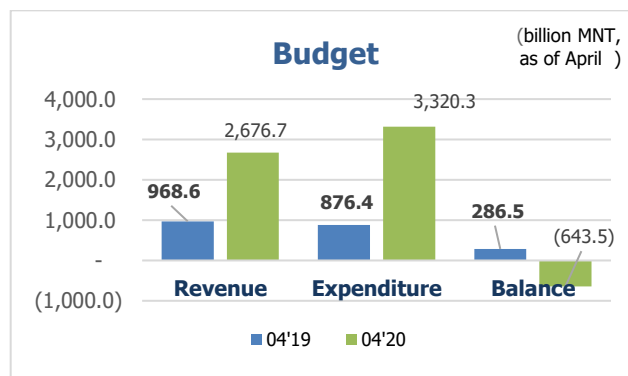
GDP growth: in 2020: **+6.3%**
 Inflation: : in 2020: **+7.1%**
 Current account balance: in 2020: **-10.8% of GDP-** by IMF (World Economic Outlook, 2020)

Source: <http://bit.ly/2zsmvYo>

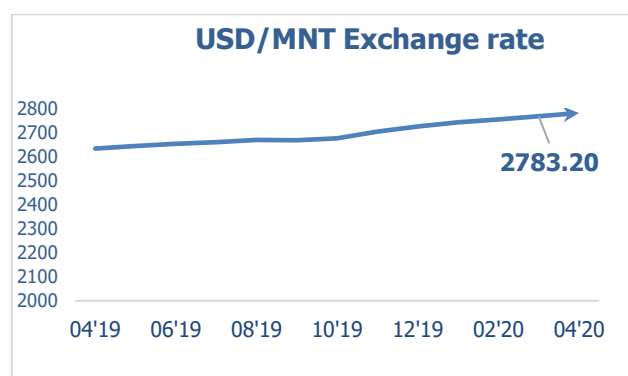
ANALYSIS: STATE BUDGET, EXCHANGE RATE, INFLATION, FOREIGN TRADE

The budget deficit reached MNT 643.5 billion

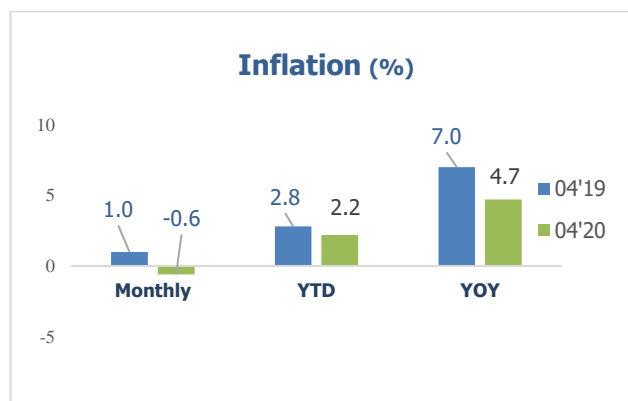
Government revenues increased by 192.5% and expenditures increased by 278.9% relative to the same period in 2019, resulting in a budget deficit of MNT 643 billion. The budget deficit has decreased by 930 billion MNT from the same period in 2019.

**The USD exchange rate increased by MNT 14.1**

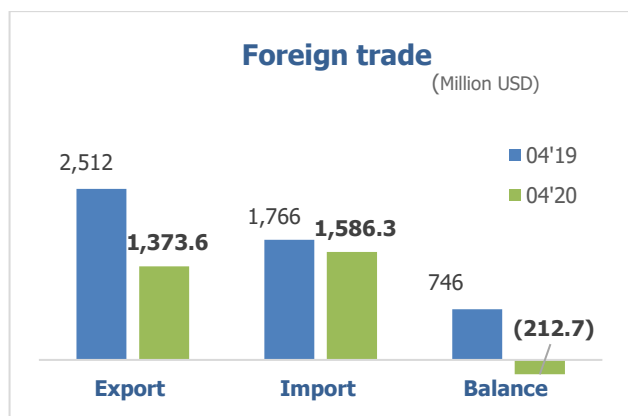
In April, the average nominal exchange rate against the US dollar was MNT 2783.20. This is a 5.6% or by 148 MNT increase from the same period in 2019, and a 0.5% or by 14.1 MNT increase from March 2020. In April, foreign exchange reserves reached 3.8 billion MNT an increase 2.3 percent from the same period in 2019, and 6.1 percent decrease from March 2020.

**Inflation Rate is 4.7%**

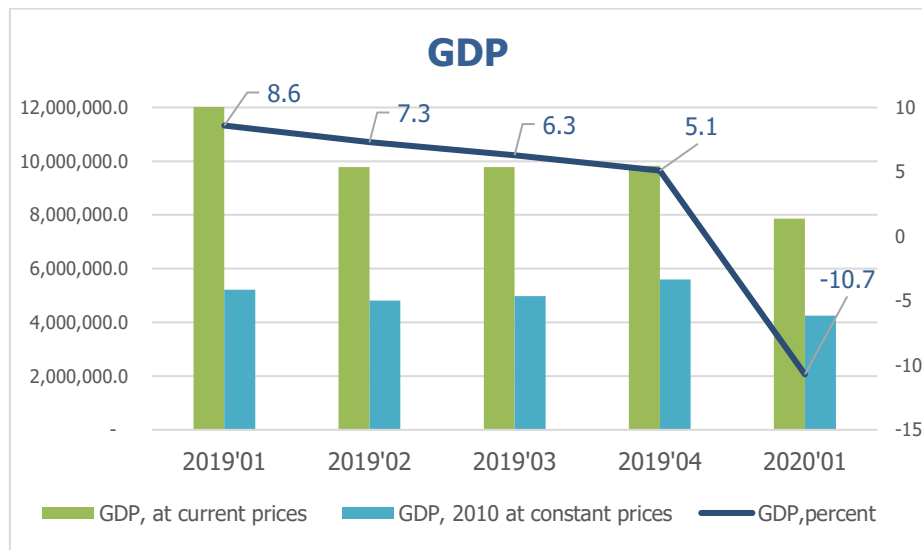
In April, the national consumer price index decreased by 0.6% compared to March 2020, and increased by 2.2% in the year to date. Annual inflation is 4.7%. The consumer price index has increased due to prices of food and beverages, prices of transport housing, electricity, medicine and medical services.

**Trade Balance surplus reached -212.7 million USD**

Total turnover of foreign trade reached USD 2959 billion, a 30.8% decrease compared to the same period in 2019. Exports decreased by 45.3% from the last year, while imports decreased by 10.1%. The trade surplus reached USD -212.7 million.



SPECIAL FOCUS: GDP



Source: www.1212.mn

GDP growth in the first quarter of 2020 (at 2010 constant prices) reached MNT 7.2 trillion, an increase of MNT 18,763 billion from the same period in 2019 and economic growth fell by -10.7%. The decrease of 10.7 percent in GDP was mainly due to the decrease of 269.2 (29.5%) billion MNT in value added of mining and quarrying and 114.9 (6.8%) billion MNT in value added of service sector. GDP decreased by 10.7 percent in the first quarter of 2020 (-7.6) in mining and quarrying, (-2.1) in transportation and information and communication, (-1.3) in wholesale and retail trade.

HIGHLIGHTS OF THE MONTH

THE POLICY INTEREST RATE IS 9 PERCENT

- The Monetary Policy Committee of the Bank of Mongolia decided to reduce the policy rate by 1 percentage point to 9 percent and to extend the term of the consumer loan for up to 12 months. Taking into account the current state of the economy and financial markets, future prospects and uncertainties and risks in the external and internal environment, the policy rate will be reduce to support economic activity, and the term of consumer loans will be extend by 12 months.

THE UNEMPLOYMENT RATE IN THE FIRST MONTHS

- At the end of March 2020, the number of people registered with the employment office as job seekers reached 31.8 thousand. Last month, 4.4 thousand people were newly registered, 58.7 percent of whom fired or dismissed. Of the total number of job seekers, 19.4 (61.0%) thousand are registered unemployed and 12.4 (39.0%) thousand are employed but looking for another job. At the end of March 2020, 4.4 thousand unemployed people newly registered with capital and provinces labor office. 1.1 thousand people were employed and 4.6 thousand people were deregistered due to inactivity. At the end of March 2020, 1.8 thousand people in Ulaanbaatar newly registered with the capital city and district employment offices, and 528 people who were already registered and employed.

Sources:

- Monthly bulletin of statistics, April 2020, National Statistics office of Mongolia
- Monthly bulletin of statistics, April 2020, Mongolbank
- www.1212.mn, www.mongolbank.mn; www.montsame.mn